

# video killed the library star

## making low pressure videos for your library



while you're waiting, you can make sure you have a  
YouTube account and the YouTube app on your device  
*#lowpressurevideos #ltc2017*

# video killed the library star

## making low pressure videos for your library



[amanda.mills@minneapolis.edu](mailto:amanda.mills@minneapolis.edu), [tbrager@msbcollege.edu](mailto:tbrager@msbcollege.edu),  
[vmoran@macalester.edu](mailto:vmoran@macalester.edu)

#lowpressurevideos #ltc2017

---

# Where this is going...

Discuss guidelines

View samples

Brainstorm ideas

Make videos!!!!!!!

Upload videos

Share videos

---

# Planning guidelines

Keep it short

Be aware of sound quality

Consider a tag line or graphic

# Recording guidelines

Make sure your video orientation is horizontal not vertical

Leave “dead air” at the beginning and end of each clip

Start a new clip for each element

Consider lighting

## Amanda's Video



## Trent's Video

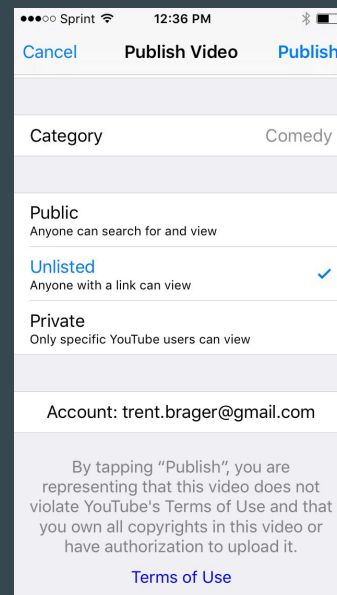
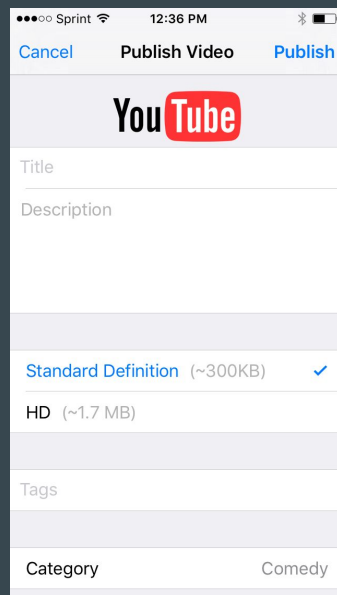
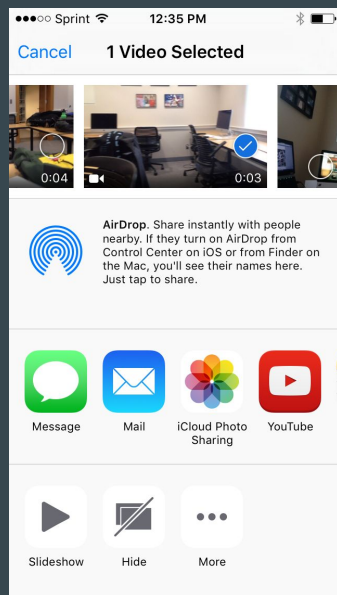



## Ginny's Video





# Upload clips



---

# Editing guidelines

Allow time for clip processing by YouTube

Use splicing and transitions to get rid of dead air

Caption your videos!

Use text to label sections or emphasize what you are saying



**Edit videos on YouTube**

<https://www.youtube.com/editor>



**Create subtitles and  
closed captions**

# Brainstorm ideas

Think individually about what you might want to do -  
1 minute

Form video production teams and share ideas - 3  
minutes

Selected teams will report ideas

# Make videos!

Plan your recording/write a script in your production teams - 10 minutes

Film 1-2 minutes of footage- 10 minutes

Upload clips to YouTube

- When uploading, set your clips to “Unlisted” or “Private”

- If you need help with this, come back to the room and we can show you how to do it

Come back to edit in 20 minutes

When you're ready,  
add your video to our  
playlist

<http://bit.ly/LibTech2017>

# A few other apps you might want to try...

YouTube Capture (to edit/upload to YouTube from your iPhone)



VivoVideo (for Android)



FxGuru (fun effects - Breaking News! etc.)





**thanks!**